



ENTRY CERTIFICATE IN BUSINESS ANALYSIS™

ECBA™ HANDBOOK

FEBRUARY 2025

Contents

1.0 Introduction	3
2.0 Six Steps to Certification	4
1. Purchase the Exam	4
2. Agree to the Attestations	4
3. Study and Prepare for the Exam	5
4. Review Exam Information	6
5. Schedule Your Exam	7
6. Get Certified	8
3.0 Your Badge and Certificate	8

1.0 Introduction

This document provides the necessary information for candidates pursuing the Entry Certificate in Business Analysis™ (ECBA™). Direct links are provided to the IIBA® website where applicable.

ECBA is the globally recognized entry certificate to the business analysis profession. It demonstrates that you have the foundational knowledge and understanding of how to approach business analysis according to the [Business Analysis Body of Knowledge® \(BABOK®\) Guide](#). There are no pre-requisites for ECBA.

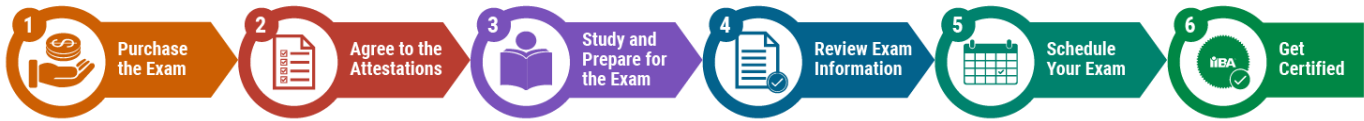


IIBA is committed to providing full access to its credentialing products and services and complying with applicable laws and regulations, including the Americans with Disabilities Act (ADA) and Accessibility for Ontarians with Disabilities Act (AODA).

Information about **testing accommodations** is available on the [Exam Information](#) page, under Candidate Frequently Asked Questions. To request accommodations, please contact certification@iiba.org.

IIBA's credentialing policies and practices are guided by the International Standards Organization, ISO/IEC 17024, and the National Commission for Certifying Agencies.

2.0 Six Steps to Certification



1. Purchase the Exam



[Login with your IIBA credentials](#) or [create a new account](#).

From your profile page, open the Certification menu.

Select My Certifications, ECBA and

[Get Started](#)

Purchase your exam and go to the next step.

From the day IIBA receives payment for your exam, you will have 12 months to schedule and take your exam.

Candidates have **30 days from the day IIBA received the exam payment to request a refund**. A \$50 administrative fee will be applied to the refund.

There is a fee associated with each exam attempt. The [exam rewrite fees](#) are not included with the initial exam fee.

2. Agree to the Attestations



[Login with your IIBA credentials](#).

From your profile page, open the Certification menu.

Select My Certifications, ECBA and

[Submit my Attestations](#)

You will be asked to read and abide by:

- [Code of Ethical Conduct and Professional Standards](#)
- [IIBA Certification and Recertification Terms and Conditions](#)
- [ECBA Certification Handbook](#)
- [The IIBA Guide to Online Proctored Exams](#)



3. Study and Prepare for the Exam

Exam Structure

Duration: 60 minutes
 Questions: 50 multiple-choice, knowledge-based questions
 Format: Online Remote Proctored
 Type: Competency-based

Read more about the [Exam Format and Navigation](#).

Knowledge Areas

The exam covers 5 Knowledge Areas that align to the BABOK Guide. They are further categorized into competencies and proficiency levels. Study the [BABOK Guide](#) and the [Competency & Proficiency Levels](#).

ECBA Exam Blueprint

Knowledge Areas (KA)	% of Questions per KA
1. Business analysis planning and monitoring	5%
2. Elicitation and collaboration	20%
3. Requirements life cycle management	20%
4. Requirements analysis and design definition	25%
5. Business analysis knowledge	30%
- Business analysis and the BA professional	2.5%
- Business analysis key concepts	5%
- Underlying competencies	5%
- Techniques	17.5%

Study and Learning Options

- IIBA Endorsed Education and Training: [Endorsed Education Providers and Academic Members](#) offer a variety of learning options. You can search this database for ECBA and filter for location, virtual, in class, etc. Also, see the current list of EEP [Exam Prep Course](#) offerings.
- Self-Directed Learning: The [BABOK Guide](#) is the global standard for business analysis concepts, practices, and techniques. [IIBA's Knowledge Hub](#) provides online, searchable access to the BABOK Guide and other supporting materials. [IIBA Members](#) have free access to these materials.
- IIBA Chapter Study Groups: [IIBA Members](#) can participate by searching for “Study Group” within [Chapter Events](#).



4. Review Exam Information

The ECBA exam is offered as an online remote proctored exam managed by IIBA's exam delivery partner PSI®. DO NOT use company office or company laptop/computer to sit for your exam as work environments and company computers often have firewalls and restrictions.

You Must Have the Following:

1. Government-issued Photo Identification (ID)

The ID must be valid (not expired) and original (not a photocopy). It must be written in western characters, showing your picture and signature. Your **first name** and **last name** must match exactly in three places: your identification, IIBA and PSI. There can be no differences. If your name does not match your identification, you must notify IIBA. **Only IIBA can make the required update for you** and can be contacted at certification@iiba.org. All updates must be done at least **1 week before** your scheduled exam, or you will not be able to take the exam.

The following identification is **ACCEPTED**:

- Government-issued driver's license
- US department of state driver's license
- National/state/country identification card
- Government-issued passport
- Passport card

Photo ID Capture for Check-In

Taking a picture of the Photo ID is part of the process for online remote proctored exams. This can be done at check-in or when scheduling the exam. For details refer to the [IIBA Guide to Online Proctored Exams](#).

2. Internet and Technology Requirements

A reliable internet connection and a compatible personal computer, laptop, microphone, camera, and operating system are required. Do the [System Compatibility Check](#) and read the [IIBA Guide to Online Proctored Exams](#) for specifications.

3. Room and Workspace Requirements

A quiet room and clear workspace are required. Read the [IIBA Guide to Online Proctored Exams](#) for full details and rules on what is allowed and not allowed during the exam.

Review These Resources Before Your Exam:

- [PSI Online Proctoring Experience](#) video outlining exam day
- [Certification FAQs](#) for refunds, reschedules, and requests for exam accommodation

Candidate Responsibility


If you do not meet the requirements on your exam day, you will not be able to take the exam and will forfeit your exam fee.



5. Schedule Your Exam

Within your IIBA profile page, the “Schedule and Pass Exam” goal allows you to Schedule, Reschedule, Cancel, and Launch your exam.

PSI requires **48 hours** to schedule, reschedule or cancel. If, at any time you require to cancel or reschedule your exam, **you must do so at least 48 hours in advance** or you will forfeit the exam fee.

1. [Login with your IIBA credentials.](#)
2. From your profile page, open the Certification menu.
3. Select My Certifications, ECBA and 
4. You will be redirected to the PSI Scheduling Page.
5. Select “**View Available Tests.**”
6. Complete the scheduling process as per the onscreen prompts.
7. You have the option to upload a picture of your Photo ID to the PSI Booking Platform. This allows for pre-verification of the ID and a smoother check-in experience on test day. For details, follow the information in the [IIBA Guide to Online Proctored Exams](#).
8. Complete the **PSI Tutorial Test** at least 1 time (and up to 3 times) prior to your scheduled exam.

Benefits of the Tutorial:

- Ensure you meet security requirements for exam launch
- Practice the room scan
- Experience the exam format

Read more about the PSI Tutorial Test [here](#).

How to Access:

- Use the link provided by PSI in your booking confirmation

Bookings: ?

📅 Wednesday, March 27, 2024 [Add to Calendar](#)

🕒 11:00 AM Eastern Daylight Time

⌚ 60 Minutes

📍 Online Proctored (Live)

Before launching your remote online proctored exam we recommend that you practice navigating the Secure browser and the test environment using our Tutorial Test [HERE](#)

You can use the Tutorial Test link up to three times so that you can get comfortable with the environment. The Tutorial Test takes about 30 minutes, so plan accordingly. This link will expire 150 minutes before your scheduled test.


Online Proctored (Live) [Launch](#)

📄 **Confirmation Number** I122477762



6. Get Certified

The “**Schedule and Pass Exam**” goal is where you will launch your exam on your scheduled exam date and time. You can log into your exam a half hour (30 minutes) before the exam start time.

1. To launch your exam, you must login with your [IIBA credentials through the IIBA portal](#), as it follows the single sign-on procedure. **Do not log in directly to PSI at any time.**
2. From your profile page, open the Certification menu.
3. Select My Certifications, ECBA and 
4. You will be redirected to the PSI Scheduling Page.
5. Select “**Launch Exam.**”
6. Follow the check-in procedure and connect with your proctor.
7. Complete the exam.

When your exam is completed, you will receive a pass or fail result on the screen. A confirmation of your result will be emailed to you from IIBA within 48 hours.

3.0 Your Badge and Certificate

Once you have successfully passed the exam, your name will appear within the [Digital Badge Program & Certified Professional Directory](#) unless you have opted out. You can access your certificate and badge directly from this page to download a copy or share on LinkedIn.

IIBA reserves the right to revoke the certification at its discretion and to conduct random audits.

For over 20 years, International Institute of Business Analysis™ (IIBA®) has helped shape the practice of business analysis to achieve better enterprise outcomes. A professional association with 30,000 members, 120 chapters, 1,500 volunteers, and 500 partners worldwide, IIBA supports the recognition of business analysis within organizations. It enables networking and community engagement, provides foundational standards and resources, and offers internationally recognized certification programs for career advancement. For more information, visit iiba.org.